

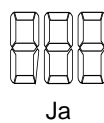
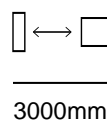
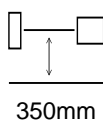
## Lagerliste



### Stanko 1M63

MET6.897

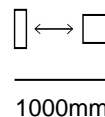
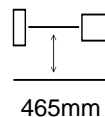
Auf Anfrage ex MwSt



### Poreba TPC-90

MET6.844

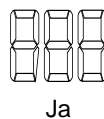
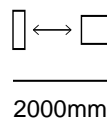
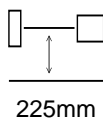
Auf Anfrage ex MwSt



### Colchester Mascot 1600

MET6.845

Auf Anfrage ex MwSt

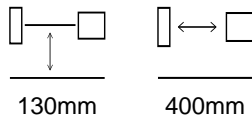




## GDW RD 250

MET6.220


4.500 € ex MwSt



## Schiess 14 DKE 115

MET.1831

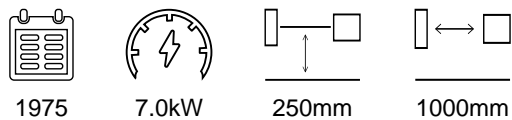
Auf Anfrage ex MwSt



## VDF

MET5.830

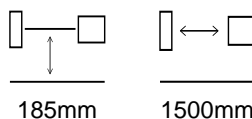
4.900 € ex MwSt



## Mondiale Celtic 14

MET.970

2.900 € 2.750 € ex MwSt

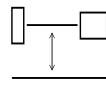




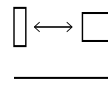
## TOS SU 80A-3500

MET.1665

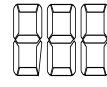
Auf Anfrage ex MwSt



400mm



3500mm



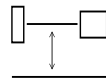
Ja



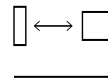
## TOS SN40

MET.1725

3.250 € ex MwSt



200mm



1000mm



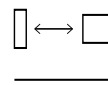
## TOS Celakovice SU-100

MET.1545

Auf Anfrage ex MwSt



1979



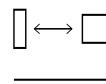
2000mm



## Cazeneuve HB 575

MET.1683

Auf Anfrage ex MwSt



3000mm



## PBR T35 SNC

MET.1824

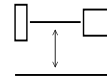
Auf Anfrage ex MwSt



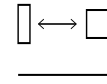
CNC



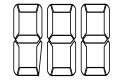
15.0kW



360mm



3000mm



Ja



## Morando PN50

MET.1793

Auf Anfrage ex MwSt



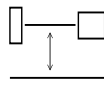
2000mm



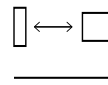
## TOS SUI 63

MET.1828

Auf Anfrage ex MwSt



325mm



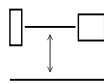
4000mm



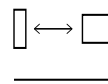
## WMW DLZ700x5000

MET.275

12.500 € 9.500 € ex MwSt



350mm




5000mm



## Cazeneuve HB 575

MET.1573

4.250 € ~~2.900 €~~ ex MwSt



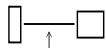
1500mm



## Cazeneuve HB 575

MET.1751

3.900 € ~~2.900 €~~ ex MwSt



255mm



1000mm



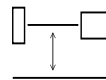
## Mondiale Celtic 20

MET6.719

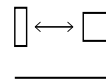
3.750 € ex MwSt



6.0kW



250mm



2000mm



## TOS SN55-4000

MET.1576

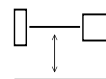
Auf Anfrage ex MwSt



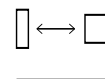
1960



Konventionell



275mm



4000mm



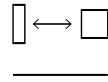
## VDF E3H

MET.1351

Auf Anfrage ex MwSt



11.0kW



1600mm



## ZMM CU 760

MET6.267

Auf Anfrage ex MwSt



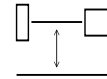
2009



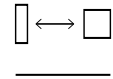
Konventionell



11.0kW



380mm



3000mm



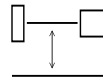
## Ernault Cholet 435

MET6.219

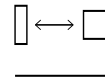
4.500 € ex MwSt



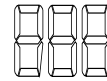
Konventionell



217mm



1000mm



Ja



## Traub TB60

MET5.852

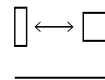
1.900 € ex MwSt



Konventionell



5.0kW



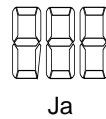
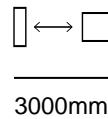
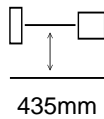
165mm



## Gemini GE-870x3000

MET.1834

Auf Anfrage ex MwSt



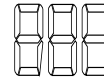
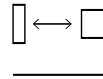
## TOS SN 63 B

MET.1863

Auf Anfrage ex MwSt



Konventionell



## Weiler E35

MET5.829

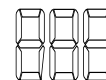
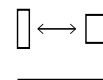
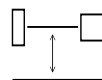
Auf Anfrage ex MwSt



1997



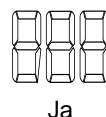
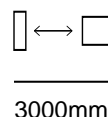
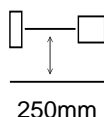
CNC



## FAT TUR-500

MET.1821

Auf Anfrage ex MwSt





## ZMM CU 630 RD

MET.1858

Auf Anfrage ex MwSt



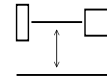
2008



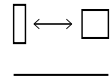
Konventionell



11.0kW



315mm



4000mm



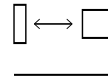
## Pinnacle L210A

MET.1658

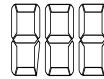
Auf Anfrage ex MwSt



15.0kW



610mm



Ja



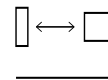
## Cazeneuve HB725x2000

MET.1700

Auf Anfrage ex MwSt



15.0kW



2000mm



## Weiler LZ330

MET.1551

3.750 € ex MwSt





## Gurutzpe SUPER-AT-650

MET.1572

Auf Anfrage ex MwSt



## Martin DS80

MET.1802

Auf Anfrage ex MwSt



1964



## Pinnacle L210A

MET.1657

Auf Anfrage ex MwSt



## Timesavers 41-900 WRD

MET.1091

Auf Anfrage ex MwSt





Havenweg 6  
6603AS Wijchen

**T:** +31614832789

**E:** [info@secondowner.com](mailto:info@secondowner.com)

**W:** <https://secondowner.com>