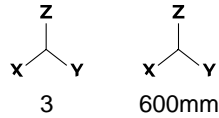


Bettfräsmaschine - BCD



Bettfräsmaschine - BCD

MET.1753



Marke BCD

Modell

Baujahr

Spezifikationen

Maximale Spindeldrehzahl 1500rpm

Minimale Spindeldrehzahl 11rpm

Tischbreite 250mm

Tischlänge 1000mm

Verfahrweg X 600mm

Anzahl der Achsen 3




Abmessungen


Länge

Breite

Höhe

Gewicht





Havenweg 6
6603AS Wijchen

T: +31 6 14832789
E: Bram@secondowner.com
W: <https://secondowner.com>

