

Hubarbeitsbühne - JLG 45 elektric



Hubarbeitsbühne - JLG 45 elektric

WKH.4693



Elektrisch



373



2005

Marke JLG

Modell 45 elektric





Baujahr 2005

Spezifikationen

Antrieb	Elektrisch
Arbeitshu00f6he	14090
Bewegung	Vollgummireifen
Typ	Schaar hoogwerker

Abmessungen

Länge	3700
Breite	1650
Höhe	2050
Gewicht	5430





Havenweg 6
6603AS Wijchen

T: +31 6 11462913
E: Koen@secondowner.com
W: <https://secondowner.com>

