

## Schubmaststapler - Linde R16



## Schubmaststapler - Linde R16

WKH5.793



Elektrisch



1600kg



7350



2015

**Marke** Linde

**Modell** R16


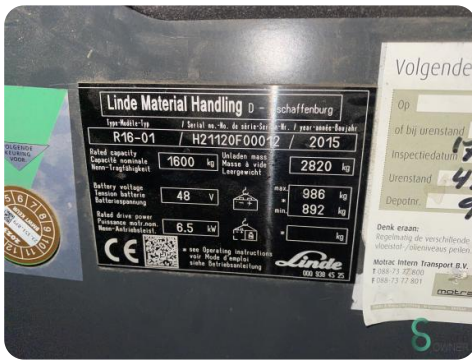


**Baujahr** 2015

### Spezifikationen

<b>Antrieb</b>	Elektrisch
<b>Kapazität</b>	620Ah
<b>Marke/Typ</b>	Wisse
<b>Batteriespannung</b>	48V
<b>Baujahr der Batterie</b>	2021
<b>Optionen</b>	Verwarming, Frei-hub, Volle Kabine, Hoogtemeter

### Abmessungen

<b>Länge</b>	1900
<b>Breite</b>	1270
<b>Höhe</b>	3410
<b>Gewicht</b>	2940



Havenweg 6  
6603AS Wijchen

T: +31 6 11462913  
E: Koen@secondowner.com  
W: <https://secondowner.com>

