

## Abkantbank - Schechtl MA 250/8



## Abkantbank - Schechtl MA 250/8

MET6.114



Konventionell



1kW



2000

**Marke** Schechtl

**Modell** MA 250/8

**Baujahr** 2000

### Spezifikationen

**Motorleistung** 1kW

**Steuerung** Konventionell




### Abmessungen

**Länge** 3300

**Breite** 1400

**Höhe** 1200

**Gewicht** 1800



Havenweg 6  
6603AS Wijchen

T: +31 6 14832789  
E: Bram@secondowner.com  
W: <https://secondowner.com>

