

Surface grinder - Blohm Simplex 5



Surface grinder - Blohm Simplex 5

MET6.115



Conventional



4kW



500mm



1971

Brand Blohm

Model Simplex 5

Year 1971

Specifications

Max. spindle speed 2800rpm

Motor power 4kW

Tool holder 120

Table width 300mm

Table length 900mm

Travel X 500mm




Dimensions

Length 1600

Width 1600

Height 2100

Weight 2600



Havenweg 6
6603AS Wijchen

T: +31 6 14832789
E: Bram@secondowner.com
W: <https://secondowner.com>

