

Reach truck - Linde



Reach truck - Linde

WKH.4885



Elektric



1200kg



3432



2015

Brand Linde

Model




Year 2015

Specifications

Drive	Elektric
Options	Free-lift, Non-marking tires
Free lift	2560mm
Overhead clearance	2970mm
Attachment	Side-shift
Fork length	1000mm

Dimensions

Length	1900
Width	1270
Height	2970
Weight	3366



Linde Material Handling D - Aschaffenburg
 Type-Modell-Typ: R12B-0 / Serial no.-Nr. des Herstellers: H21120F03722 / year of manufacture: 2015
 Rated capacity: 1200 kg / Unladenmasse: 2380 kg
 Capacity (nominal): 1200 kg / Masse & volle Last: 2380 kg
 Battery voltage: 48 V / Spannung: 48 V
 Tension battery: 48 V / Spannung: 48 V
 Rated drive power: 6.5 kW / Nenn-Antriebsleistung: 6.5 kW
 CE mark and QR code present.

Linde Material Handling
 SAP: 4171966
 ser nr: H21120F037
 Int nr: 153694

Godkänd enligt SBF 127 kapitel 1
 Försäkringsbolagens brandskyddskrav

0km/h
 34323
 10.36

R12B 1130 TRIPLEX / STANDARD 1500 S60/620Ah, 4PZ

H (mm)	Q (kg)
7 800	1 050
7 600	1 050
7 400	1 135
7 300	1 200
LSP (mm)	400-650

Technical diagram showing dimensions: H, Q, LSP, 1200mm, 400-650.



Havenweg 6
6603AS Wijchen

T: +31 6 11462913
E: Koen@secondowner.com
W: <https://secondowner.com>