

Horizontal lathe - Pinnacle L210A



Horizontal lathe - Pinnacle L210A

MET.1657

Brand Pinnacle
Model L210A
Year

Specifications




Dimensions

Length

Width

Height

Weight



Havenweg 6
6603AS Wijchen

T: +31 6 14832789
E: Bram@secondowner.com
W: <https://secondowner.com>

