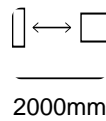


Horizontal lathe - Sculfort Maxicap, 630x2000mm

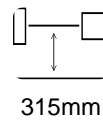


Horizontal lathe - Sculfort Maxicap, 630x2000mm

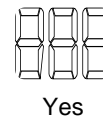
MET.1028



2000mm



315mm



Yes

Brand Sculfort

Model

Year

Specifications

Max. spindle speed 1800rpm

Min. spindle speed 10rpm

Type digital Elesta

Digital Yes

Center distance 2000mm

Center height 315mm

Dimensions

Length 4200

Width 1650

Height 1800

Weight 4500





Havenweg 6
6603AS Wijchen

T: +31 6 14832789
E: Bram@secondowner.com
W: <https://secondowner.com>

