

Horizontal lathe Metalworking - SMTCL CW62110B

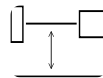


Horizontal lathe Metalworking - SMTCL CW62110B

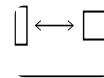
MET.1835



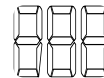
2005



550mm



5000mm



Yes

Brand SMTCL

Model CW62110B

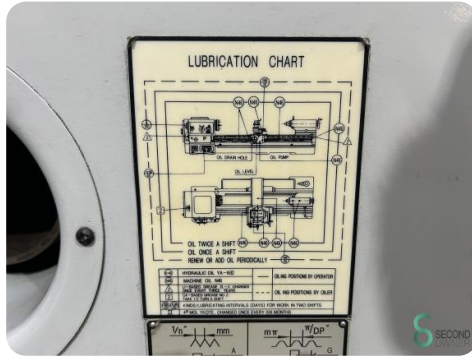

Year 2005

Specifications

Digital	Yes
Center distance	5000mm
Center height	550mm
Turning diameter	1100mm
Removable bed	Yes

Dimensions

Length	
Width	
Height	
Weight	



Havenweg 6
6603AS Wijchen

T: +31 6 14832789
E: Bram@secondowner.com
W: <https://secondowner.com>

