

## Horizontal lathe - Weiler E35

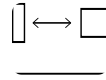


## Horizontal lathe - Weiler E35

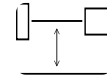
MET5.829

000

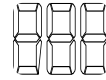
CNC



900mm



210mm



Yes



1997

**Brand** Weiler

**Model** E35

**Year** 1997

### Specifications

**Max. spindle speed** 3000rpm

**Min. spindle speed** 4rpm

**Type digital** Weiler

**Digital** Yes

**Center distance** 900mm

**Center height** 210mm

### Dimensions

**Length**

**Width**

**Height**

**Weight**



Havenweg 6  
6603AS Wijchen

T: +31 6 14832789  
E: [Bram@secondowner.com](mailto:Bram@secondowner.com)  
W: <https://secondowner.com>

