

## Horizontal lathe - ZMM CU 630 RD

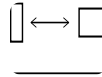


## Horizontal lathe - ZMM CU 630 RD

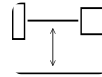
**MET.1858**



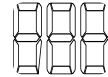
Conventional



4000mm



315mm



Yes



11kW



<b>Brand</b>	ZMM
<b>Model</b>	CU 630 RD
<b>Year</b>	2008

### Specifications

<b>Max. spindle speed</b>	1250rpm
<b>Motor power</b>	11kW
<b>Min. spindle speed</b>	16rpm
<b>Type digital</b>	Newall
<b>Digital</b>	Yes
<b>Center distance</b>	4000mm

### Dimensions

<b>Length</b>	5500
<b>Width</b>	1700
<b>Height</b>	1800
<b>Weight</b>	4600





Havenweg 6  
6603AS Wijchen

T: +31 6 14832789  
E: [Bram@secondowner.com](mailto:Bram@secondowner.com)  
W: <https://secondowner.com>

