Link | Handleiding(en) | Foto's | Video's

Vandiktebank - Utis R 60

Vandiktebank - Utis R 60

HOU5.551

2015

Merk	Utis
Model	R 60
Bouwjaar	2015

Specificaties

Digitale uitlezing	1
Hoogteverstelling	Automatisch
Aantal cilinders hoogteverstelling	2
Aantal messen	4
Diameter schaafblok	120mm
Max. Schaafbreedte	600mm

Afmetingen

Lengte	mm
Breedte	mm
Hoogte	mm
Gewicht	kg



Connection is to be done to the main terminals labelled L1, L2, L3, N, PE : acces by right side of the machine.
Push the cable in trough the stuffing box intended for that purpose
Connection : 3 Phases + neutral + earth - 400 volts 50 hz
Make sure the rotation is correct : see starting
Calibration of fuses in the cabinet :
motor 5,5 KW 400 Volts 25 A Gl
motor 7,5 KW 400 Volts 32 A Gl
motor 9 KW 400 Volts 35 A Gl

D. Connecting to the extraction system

The machine is fitted with one extraction pipe
ø 160 mm : R 50 and R 60
ø 200 mm : R 70 and R 80

Minimum speed of extraction at the pipe 25 to 32 m/s. To automatically start the extraction system when starting the cutterblock, an auxiliary close contact may be used, to connect to contactor labelled ▲

8. Normal machine operation
Operation contraindications
Health and safety measures.

The UTIS thickness planer R50 - R60 -R 70- R80 is a single, horizontal cutterblock thickness planer, with mechanically feed of the parts.



Épaisseur planer UTIS R 50 - R 60 - R 70 - R 80

	R50	R60	R70	R80
Working width (mm)	510	610	710	810
Max cutting height (mm)	310	310	310	310
Min (U) (mm)	10	10	10	10
Min. cutting height (mm)	5	5	5	5
Table length (mm)	1200	1200	1200	1200
Table width (mm)	1200	1200	1200	1200
Weight (kg)	1000	1100	1200	1300
Power (HP)	7,5 - 10 (12)	7,5 - 10 (12)	10 (15)	10 (15)
Speed (m)	8 (10/25)	8 (10/25)	8 (10/25)	8 (10/25)
2 body speeds	4 and 12 m/min	4 and 12 m/min	4 and 12 m/min	4 and 12 m/min
Feeding speed	4 m/min	4 m/min	4 m/min	4 m/min
Adjust. Rpm of tools	5000	5000	5000	5000
Weight (kg)	1100	1200	1300	1400
Overall dimensions (m)	2,8 x 1,1 x 1,45	2,8 x 1,2 x 1,45	2,8 x 1,3 x 1,45	2,8 x 1,4 x 1,45
Voltage	400 Volts 50 Hz + N + PE			

3. Standard equipment
- 1 set of 4 knives on the cutterblock
- 1 crankle for knives adjustment
- 1 service tool
- 1 Lubricating pump
- Automatic position controller for table rise and fall
- Brake-motor

4. Optional extras
- 1 or 2 table rollers
- Motor 10 or 12 HP
- Rubber stream roller
- Sectional front presser and infeed roller
- Tilting cutterblock
- Variable feedspeed from 4 to 18 m/mn

5. After sale service
To order spare parts or for other sale service, please contact :

FRANCE - ATELIERS MECANIQUES DE FEGERSHEIM
Machines à bois UTIS
Z.I. F-67640 FEGERSHEIM
Email : ITS@UTISMAN

U.K. JOHN PARKER
Abingdon Business Park
Berkeley Lane
OXFORDSHIRE OX 14 3 YT

6. Handling
For shipping purposes, it others are screwed to the bottom of the machine (in M 12 screw, use an adjustable wrench size 15).

Unloading and handling may be carried out in the following manner :
- With a hoist, if the way is used, watch that the hoists are always kept very close to the other of the machine (assembly) to prevent it from flipping.
- With a crane (15, 20, etc.) in this case, clean sling around the board of the machine, check the size of the slings.

Weight of the machine : 240 - 1300 kg

Inspect the general condition of the machine and the number of accessory equipment, and make necessary reservations to the carrier, if there are any damages or missing parts (instructions will be sent by registered letter to the carrier within 24 h).

7. Installation
A. Choosing a location for the machines is very important : there must be sufficient space between them and the surrounding must be cleared. Moving course there must be made as easy as possible. If the machine is placed against a wall, leave an interval between wall and machine of at least 80 cm. The lighting must be sufficient without being dazzling. A head lad, plan on adding a second source of lighting for the machine.

B. During installation, make sure that the machine rests on a level concrete slab (minimum width 1,5 m). Place the machine in the middle of the slab and fix it firmly to the ground using anchor plugs for concrete. The machine has 4 ø 17 holes to attach it to the ground (optional).

C. Electric connections: The electric connecting must be performed by a certified firm. Check the plant voltage and the voltage on the machine.
Install a fuse box in the electrical cabinet and check the actual short circuit power at the connection point and to increase the protection if need be.



Connection is to be done to the main terminals labelled L1, L2, L3, N, PE : acces by right side of the machine.
Push the cable in trough the stuffing box intended for that purpose
Connection : 3 Phases + neutral + earth - 400 volts 50 hz
Make sure the rotation is correct : see starting
Calibration of fuses in the cabinet :
motor 5,5 KW 400 Volts 25 A GI
motor 7,5 KW 400 Volts 32 A GI
motor 9 KW 400 Volts 35 A GI

D. Connecting to the extraction system

The machine is fitted with one extraction pipe
ø 160 mm : R 50 and R 60
ø 200 mm : R 70 and R 80

Minimum speed of extraction at the pipe 25 to 32 m/s. To automatically start the extraction system when starting the cutterblock, an auxiliary close contact may be used, to connect to contactor labelled ▲

8. Normal machine operation
Operation contraindications
Health and safety measures.

The UTIS thickness planer R50 - R60 -R 70- R80 is a single, horizontal cutterblock thickness planer, with mechanically feed of the parts.



Thickness planer UTIS R 50 - R 60 - R 70 - R 80

	R50	R60	R70	R80
Working width (mm)	500	600	700	800
Max passing weight (kg)	300	360	420	480
Max cut (mm)	10	10	10	10
Min passing height (mm)	5	5	5	5
Cutterblock speed	5000	5000	5000	5000
Cutterblock ø (mm)	125	140	160	180
Speed (t/m)	6000	6000	6000	6000
Power (HP)	7,5 (5,5 kW)	7,5 (5,5 kW)	10 (7,5 kW)	10 (7,5 kW)
Knives (N)	4 (HSS/TCT)	4 (HSS/TCT)	4 (HSS/TCT)	4 (HSS/TCT)
Feed speed	6 and 12 m/min	6 and 12 m/min	6 and 12 m/min	6 and 12 m/min
Motor speed	4/16 m/min	4/16 m/min	4/16 m/min	4/16 m/min
Surface roller ø (mm)	148	180	204	250
Height (mm)	1000	1040	1100	1140
Overall dimensions (mm)	1,450 (1100+1140)	1,550 (1100+1140)	1,650 (1100+1140)	1,750 (1100+1140)
Voltage	3ph 400 V 50 Hz			

9. Standard equipment
1 set of 4 knives on the cutterblock
1 device for knives adjustment
1 service key
1 lubricating pump
Automatic position controller for table rise and fall
Brake-motor

4. Optional extras
1 or 2 table rollers
Motor 10 or 12 HP
Rubber infeed roller
Sandpiece front presser and infeed roller
Tenon cutterblock
Variable feedspeed from 4 to 18 m/min

Havenweg 6
6603AS Wijchen

T: +31 657668226
E: glenn@secondowner.com
W: https://secondowner.com